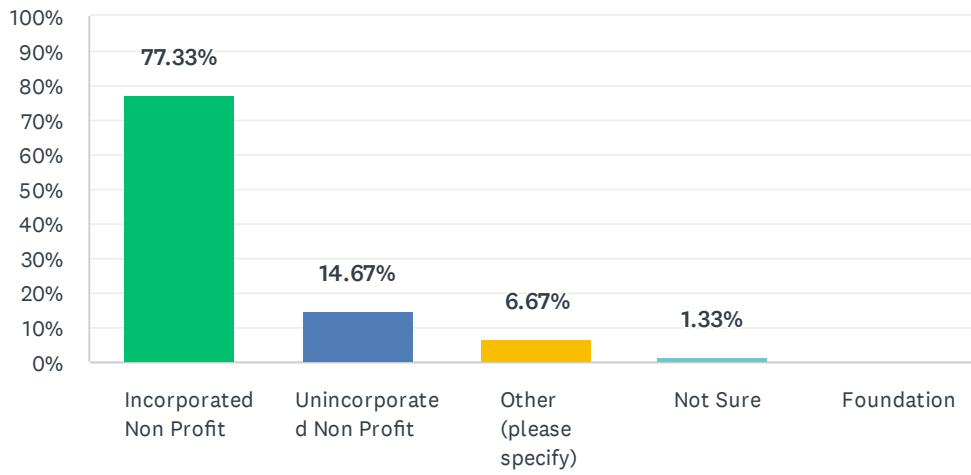


## Q9 What is the legal form of your organization?

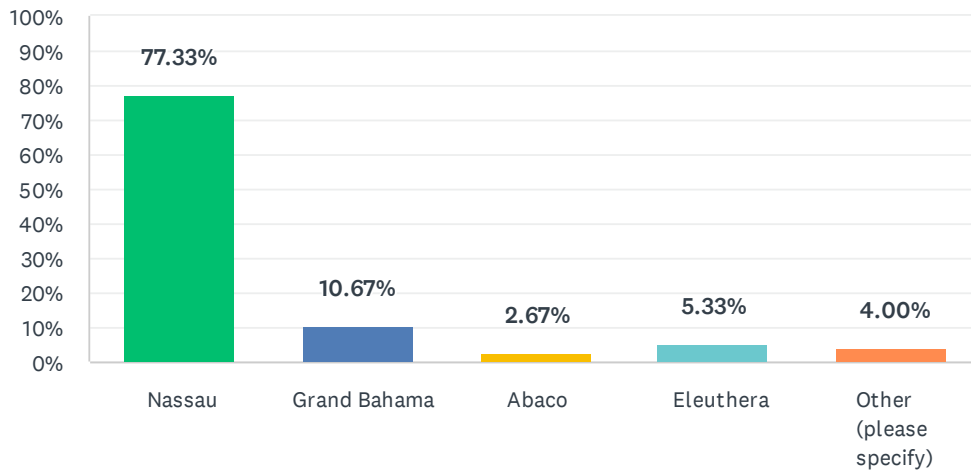
Answered: 75 Skipped: 30



ANSWER CHOICES	RESPONSES	
Incorporated Non Profit	77.33%	58
Unincorporated Non Profit	14.67%	11
Other (please specify)	6.67%	5
Not Sure	1.33%	1
Foundation	0.00%	0
<b>TOTAL</b>		<b>75</b>

## Q12 Where is your organization's main place of operation?

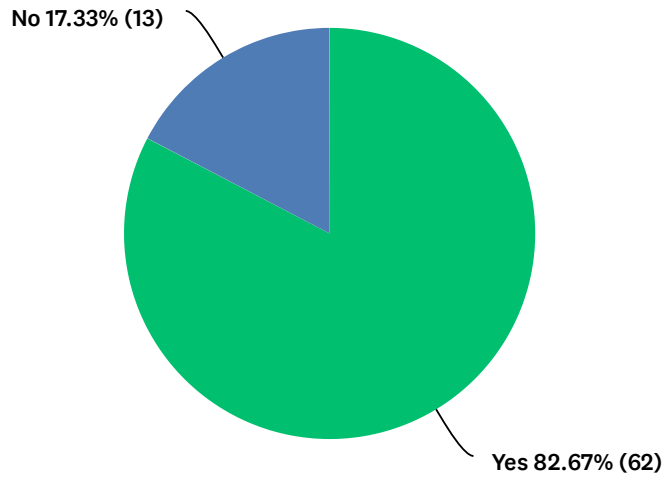
Answered: 75 Skipped: 30



ANSWER CHOICES	RESPONSES	
Nassau	77.33%	58
Grand Bahama	10.67%	8
Abaco	2.67%	2
Eleuthera	5.33%	4
Other (please specify)	4.00%	3
<b>TOTAL</b>		<b>75</b>

### Q13 Does your organization have a physical address?

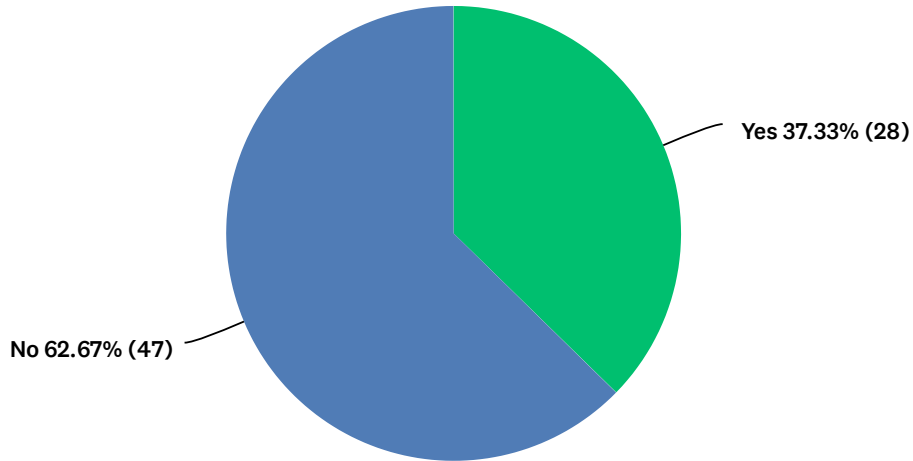
Answered: 75 Skipped: 30



ANSWER CHOICES	RESPONSES	
Yes	82.67%	62
No	17.33%	13
TOTAL		75

## Q14 Does your organization have multiple places of operations (establishments)?

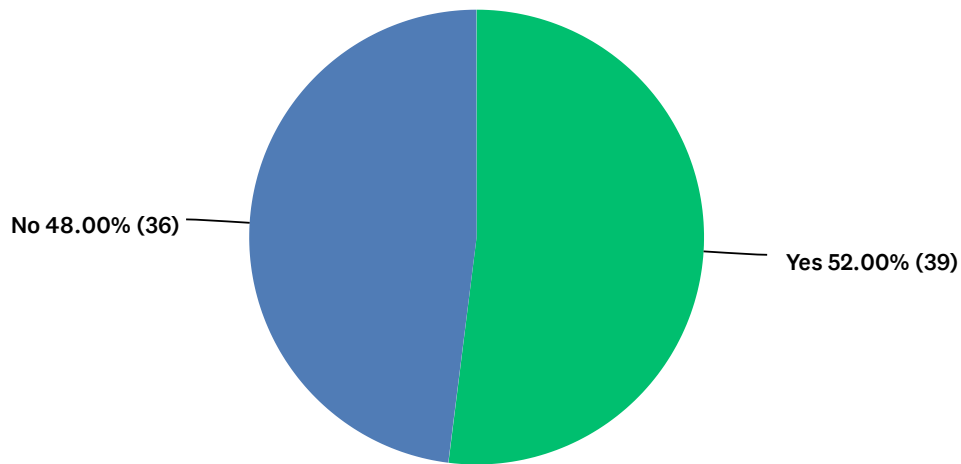
Answered: 75 Skipped: 30



ANSWER CHOICES	RESPONSES	
Yes	37.33%	28
No	62.67%	47
TOTAL		75

**Q16 Does your organization have any paid employees? NOTE:Do NOT count people who receive only reimbursement of their expenses or token rewards that are considerably below what constitutes customary compensation for work by local standards. Do NOT count seconded personnel, i.e. employees working for your organization but remaining on the payroll of another organization or agency, and whose wages your organization does not pay.**

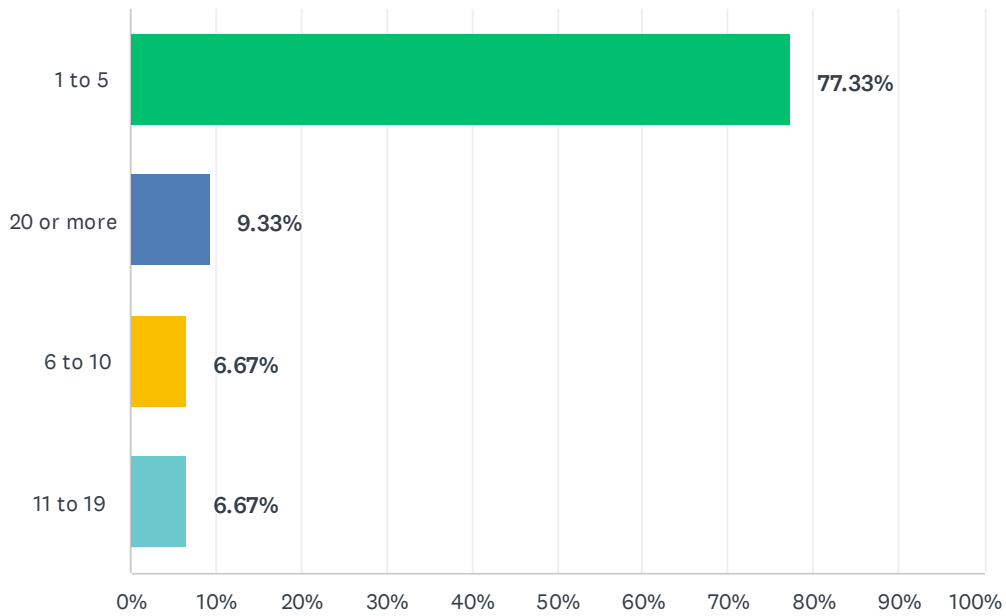
Answered: 75 Skipped: 30



ANSWER CHOICES	RESPONSES	
Yes	52.00%	39
No	48.00%	36
TOTAL		75

## Q20 How many people does your organization employ now?

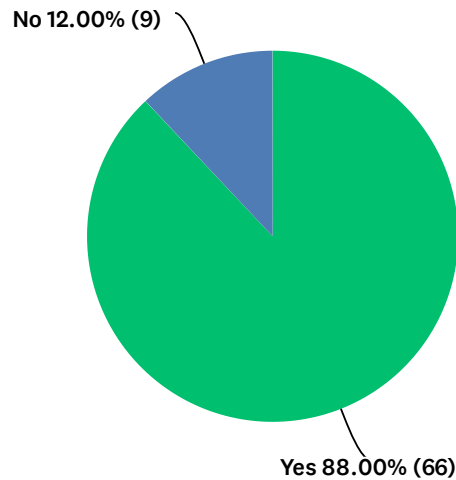
Answered: 75 Skipped: 30



ANSWER CHOICES	RESPONSES	
1 to 5	77.33%	58
20 or more	9.33%	7
6 to 10	6.67%	5
11 to 19	6.67%	5
TOTAL		75

**Q25 Does your organization have any members? NOTE: Members are people who belong to the organization, pledge their support to the organization (e.g. by paying dues, attending meetings or other events) or are otherwise recognized as participants in the organization's activities.**

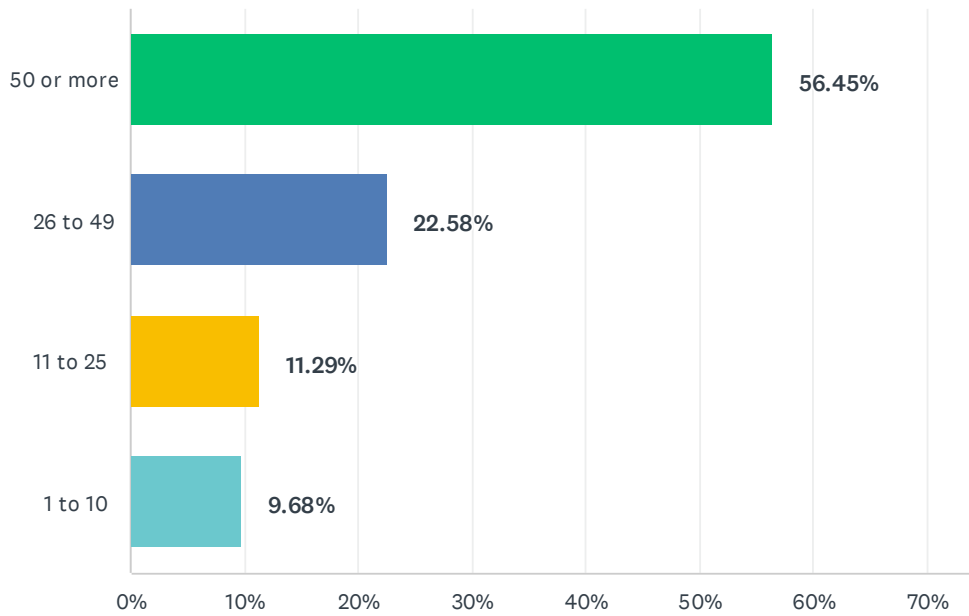
Answered: 75 Skipped: 30



ANSWER CHOICES	RESPONSES	
Yes	88.00%	66
No	12.00%	9
TOTAL		75

## Q26 What is the total number of members in your organization now?

Answered: 62 Skipped: 43



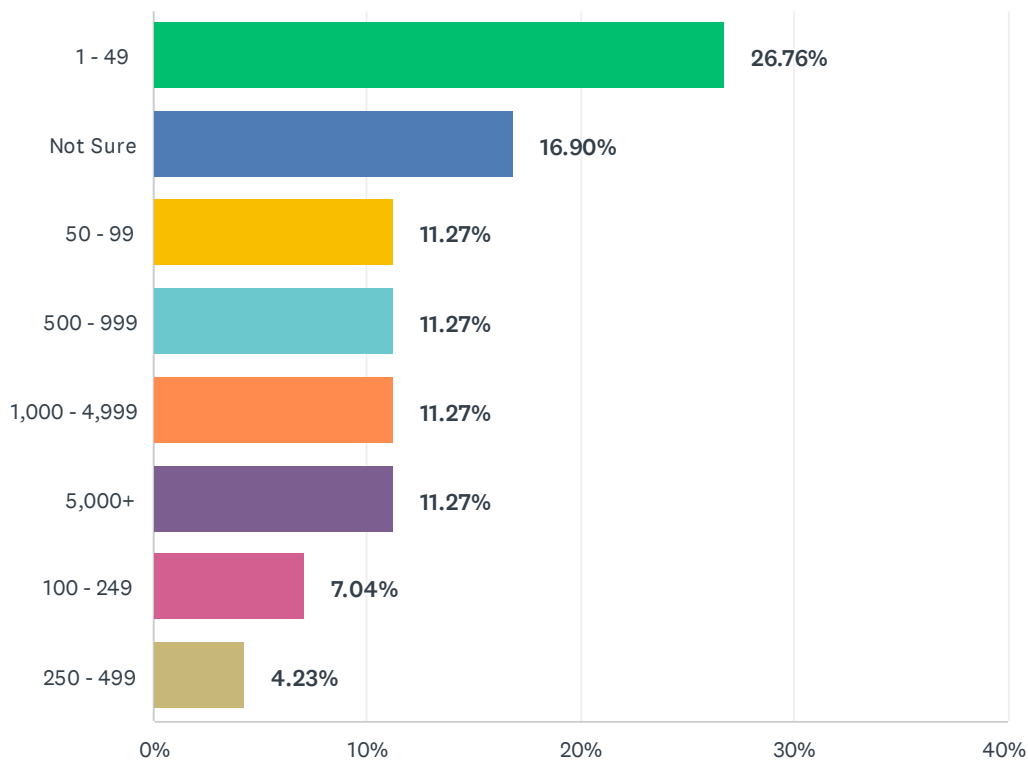
ANSWER CHOICES	RESPONSES	
50 or more	56.45%	35
26 to 49	22.58%	14
11 to 25	11.29%	7
1 to 10	9.68%	6
TOTAL		62



**Q28 How many people, approximately, does your organization support?**

**NOTE:** Please consider the approximate number of people taking into consideration the different projects/programs run by the CSO. If your addressees are not people, meaning you work with a different type of recipient (i.e: organizations, animals), you can select the appropriate range. If the organization does not work directly with a group of people or it does not have numerically defined target addresses (ie. organizations/think tanks), you can select Not Sure.)

Answered: 71 Skipped: 34

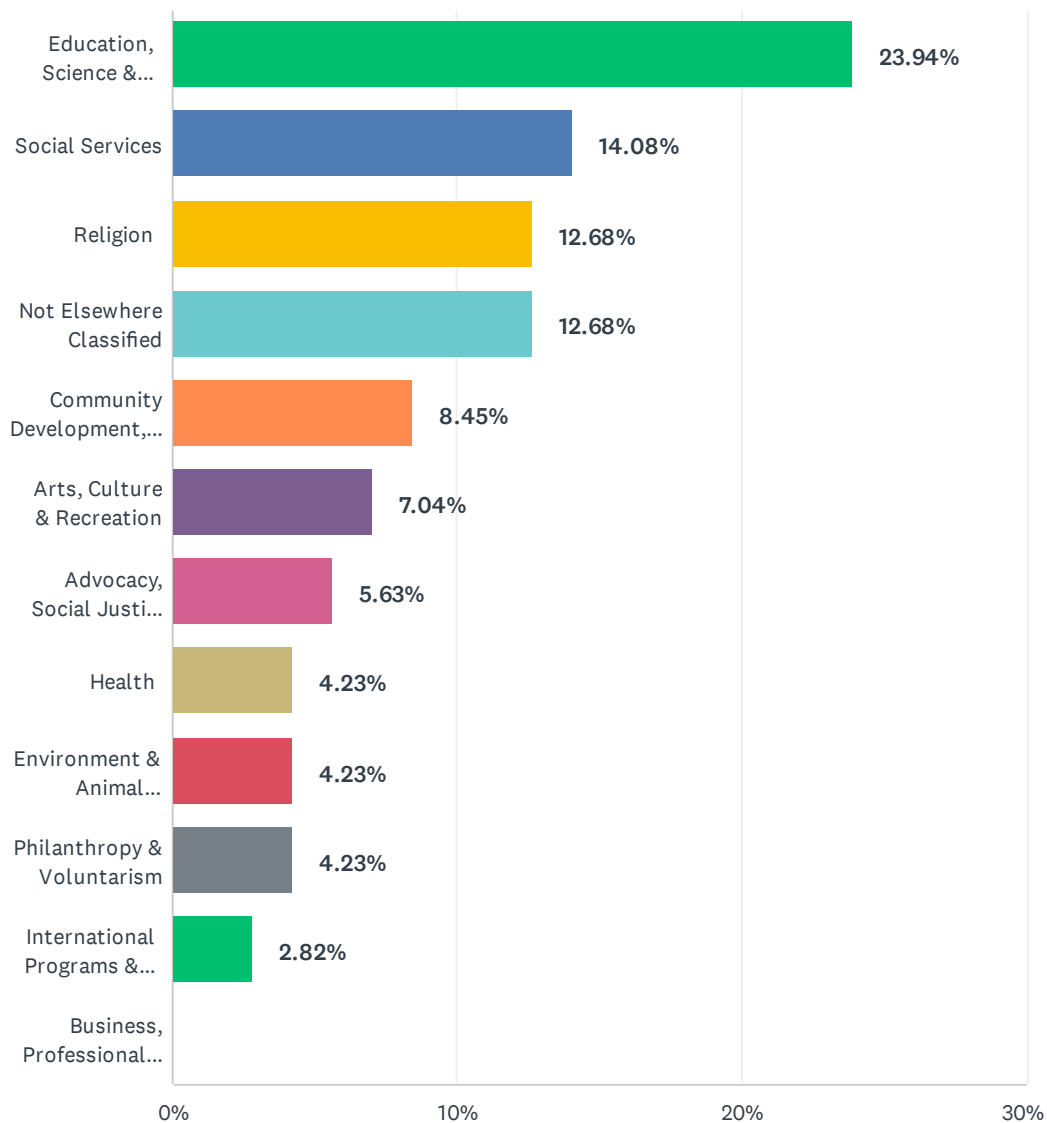


## CSO Mapping 2021 Survey

ANSWER CHOICES	RESPONSES	
1 - 49	26.76%	19
Not Sure	16.90%	12
50 - 99	11.27%	8
500 - 999	11.27%	8
1,000 - 4,999	11.27%	8
5,000+	11.27%	8
100 - 249	7.04%	5
250 - 499	4.23%	3
<b>TOTAL</b>	<b>71</b>	

**Q29 Which of the following activities absorbs the largest part of your organization's resources (both human and financial)? (Please select option from the dropdown listing)NOTE:If your organization equally splits resources among more than one type of activity, select the one that is the most important.**

Answered: 71 Skipped: 34

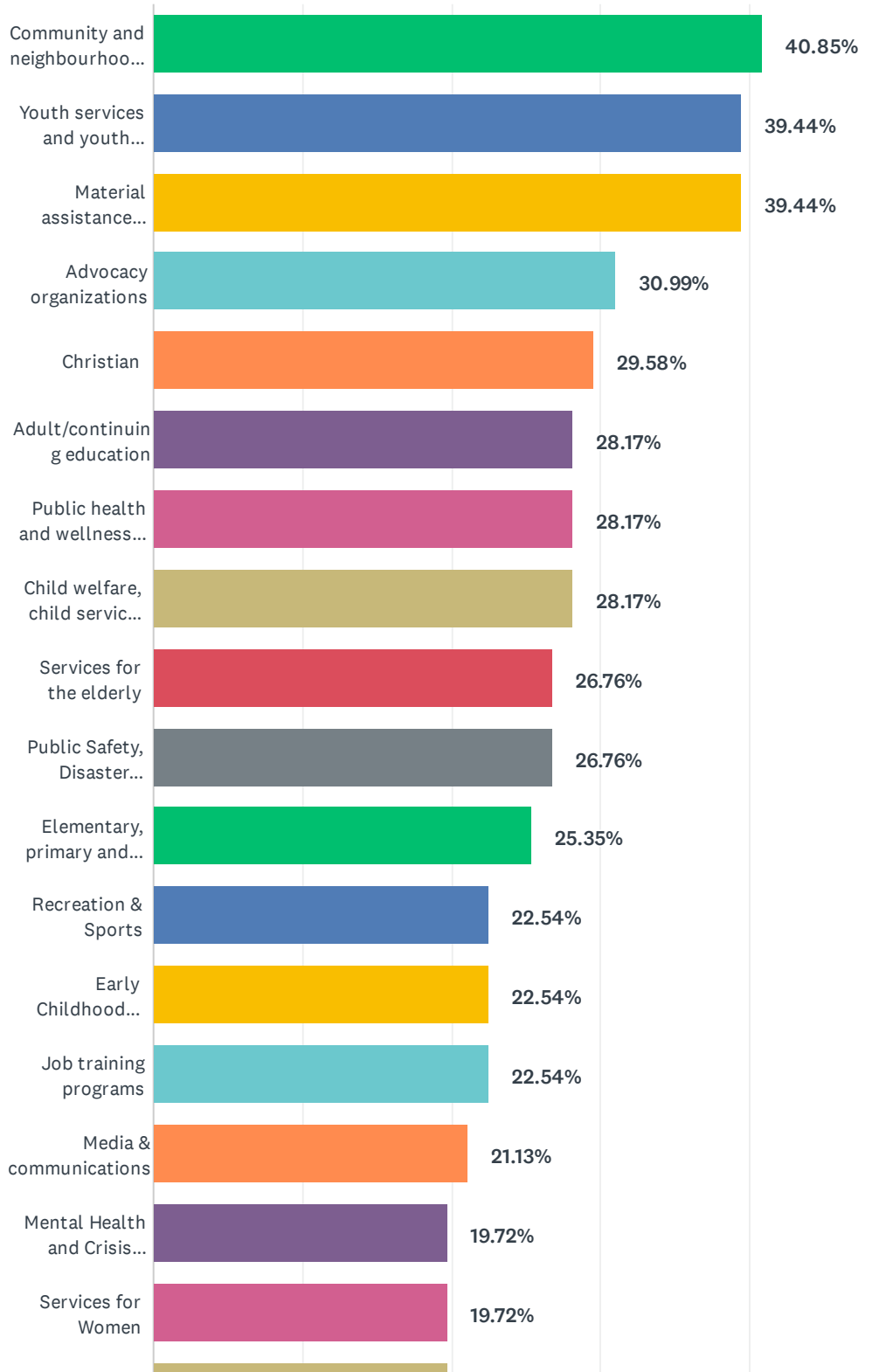


## CSO Mapping 2021 Survey

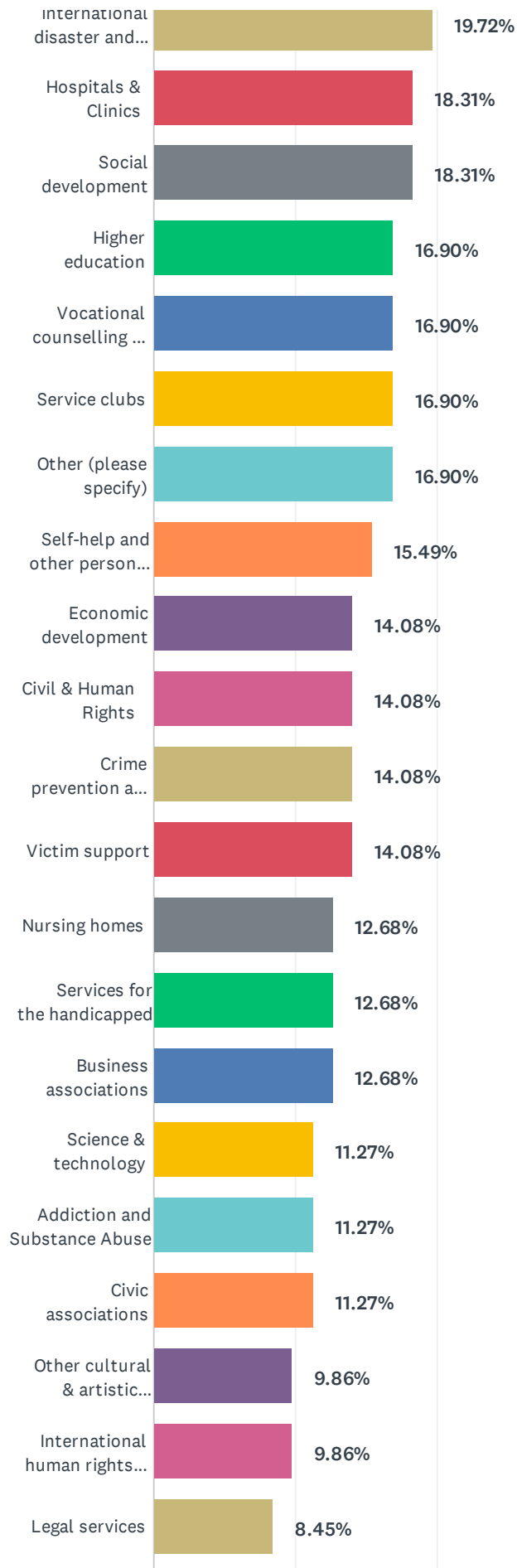
ANSWER CHOICES	RESPONSES	
Education, Science & Technology	23.94%	17
Social Services	14.08%	10
Religion	12.68%	9
Not Elsewhere Classified	12.68%	9
Community Development, Job Training & Housing	8.45%	6
Arts, Culture & Recreation	7.04%	5
Advocacy, Social Justice, Civil Rights & Policy	5.63%	4
Health	4.23%	3
Environment & Animal Protection	4.23%	3
Philanthropy & Voluntarism	4.23%	3
International Programs & Assistance	2.82%	2
Business, Professional Associations & Unions	0.00%	0
<b>TOTAL</b>		<b>71</b>

Q30 Using the enclosed list of activities, please select ALL activities in which your organization has been engaged during past 12 months. (NOTE: Mark your selection by CHECKING BOXES next to relevant activities.)

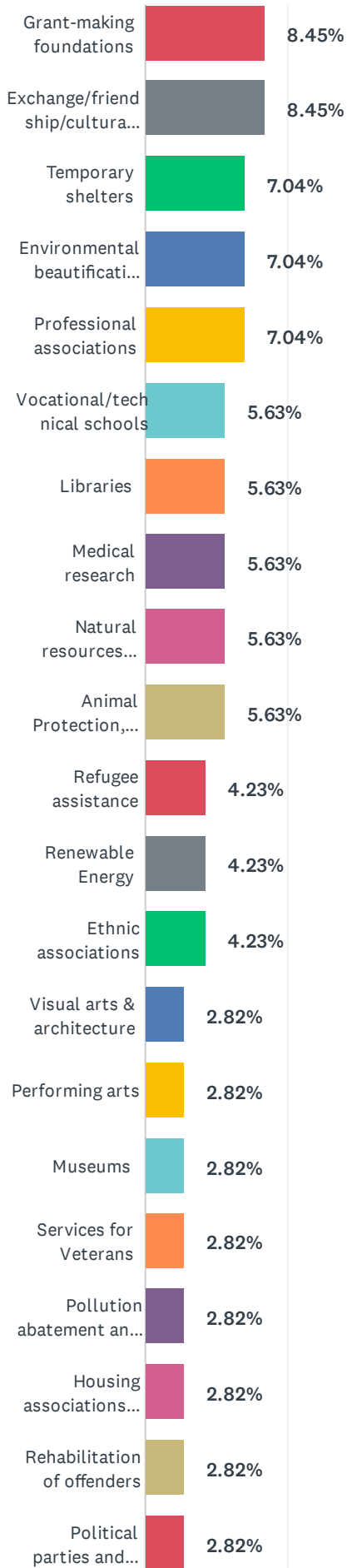
Answered: 71 Skipped: 34



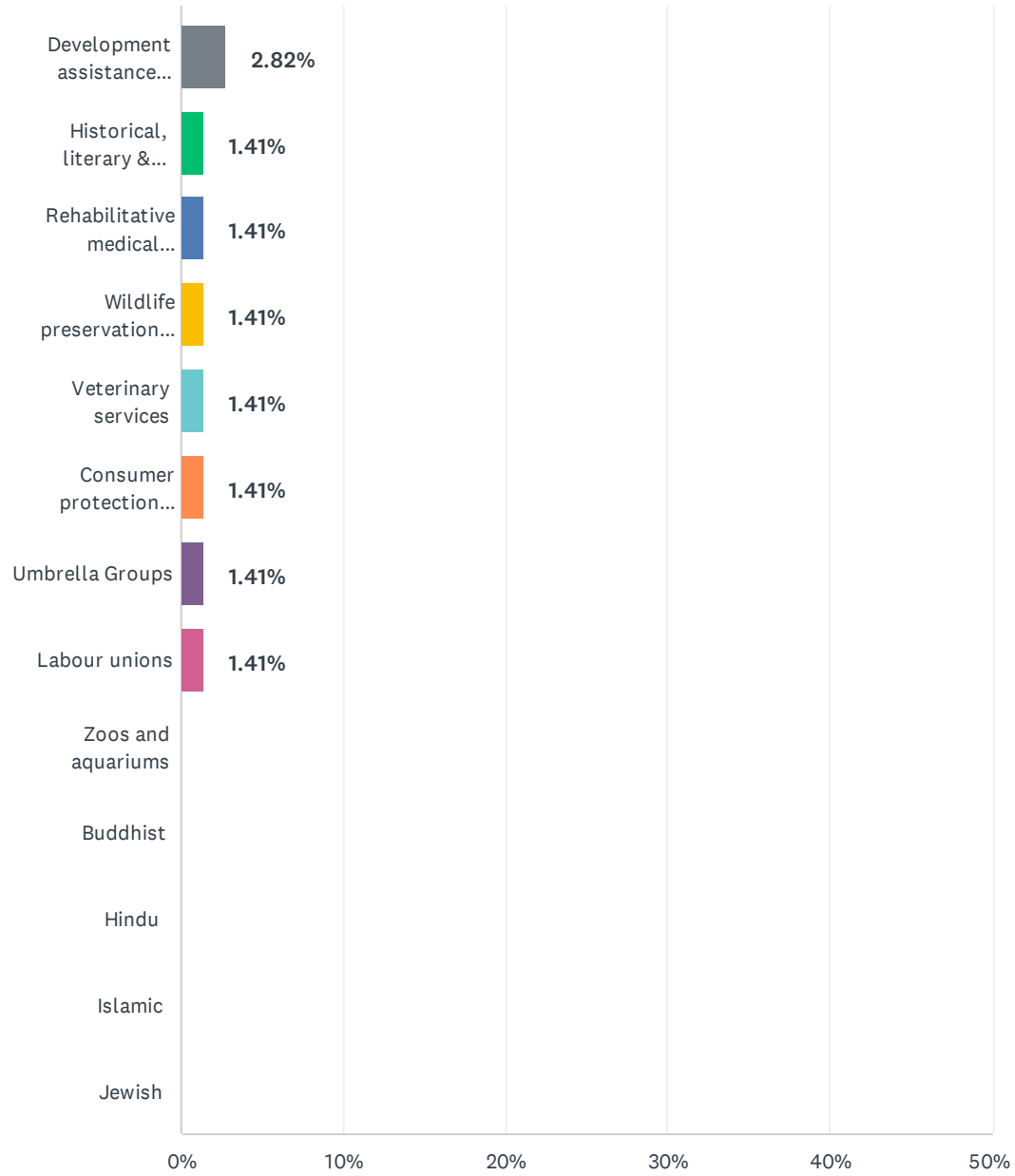
## CSO Mapping 2021 Survey



# CSO Mapping 2021 Survey



# CSO Mapping 2021 Survey





CSO Mapping 2021 Survey

ANSWER CHOICES	RESPONSES	
Community and neighbourhood organizations	40.85%	29
Youth services and youth welfare	39.44%	28
Material assistance (Food & Clothing)	39.44%	28
Advocacy organizations	30.99%	22
Christian	29.58%	21
Adult/continuing education	28.17%	20
Public health and wellness education	28.17%	20
Child welfare, child services and day care	28.17%	20
Services for the elderly	26.76%	19
Public Safety, Disaster Preparedness, and Relief	26.76%	19
Elementary, primary and secondary education	25.35%	18
Recreation & Sports	22.54%	16
Early Childhood education and preschool	22.54%	16
Job training programs	22.54%	16
Media & communications	21.13%	15
Mental Health and Crisis Services	19.72%	14
Services for Women	19.72%	14
International disaster and relief organizations	19.72%	14
Hospitals & Clinics	18.31%	13
Social development	18.31%	13
Higher education	16.90%	12
Vocational counselling and guidance	16.90%	12
Service clubs	16.90%	12
Other (please specify)	16.90%	12
Self-help and other personal social services.	15.49%	11
Economic development	14.08%	10
Civil & Human Rights	14.08%	10
Crime prevention and public policy	14.08%	10
Victim support	14.08%	10
Nursing homes	12.68%	9
Services for the handicapped	12.68%	9
Business associations	12.68%	9

## CSO Mapping 2021 Survey

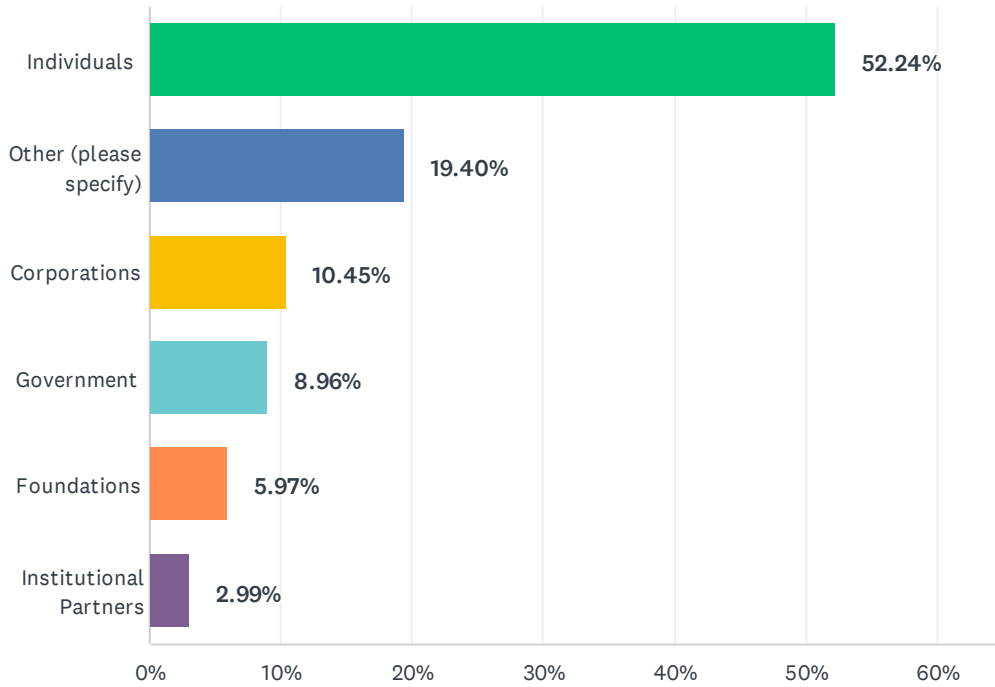
Science & technology	11.27%	8
Addiction and Substance Abuse	11.27%	8
Civic associations	11.27%	8
Other cultural & artistic activities	9.86%	7
International human rights and peace organizations	9.86%	7
Legal services	8.45%	6
Grant-making foundations	8.45%	6
Exchange/friendship/cultural programs	8.45%	6
Temporary shelters	7.04%	5
Environmental beautification and open spaces	7.04%	5
Professional associations	7.04%	5
Vocational/technical schools	5.63%	4
Libraries	5.63%	4
Medical research	5.63%	4
Natural resources conservation and protection	5.63%	4
Animal Protection, Welfare and Services	5.63%	4
Refugee assistance	4.23%	3
Renewable Energy	4.23%	3
Ethnic associations	4.23%	3
Visual arts & architecture	2.82%	2
Performing arts	2.82%	2
Museums	2.82%	2
Services for Veterans	2.82%	2
Pollution abatement and control	2.82%	2
Housing associations & assistance	2.82%	2
Rehabilitation of offenders	2.82%	2
Political parties and organizations	2.82%	2
Development assistance associations	2.82%	2
Historical, literary & humanistic societies	1.41%	1
Rehabilitative medical services	1.41%	1
Wildlife preservation and protection	1.41%	1
Veterinary services	1.41%	1
Consumer protection associations	1.41%	1
Umbrella Groups	1.41%	1

## CSO Mapping 2021 Survey

Labour unions	1.41%	1
Zoos and aquariums	0.00%	0
Buddhist	0.00%	0
Hindu	0.00%	0
Islamic	0.00%	0
Jewish	0.00%	0
Total Respondents: 71		

### Q33 Where does the majority of your cash donations come from?

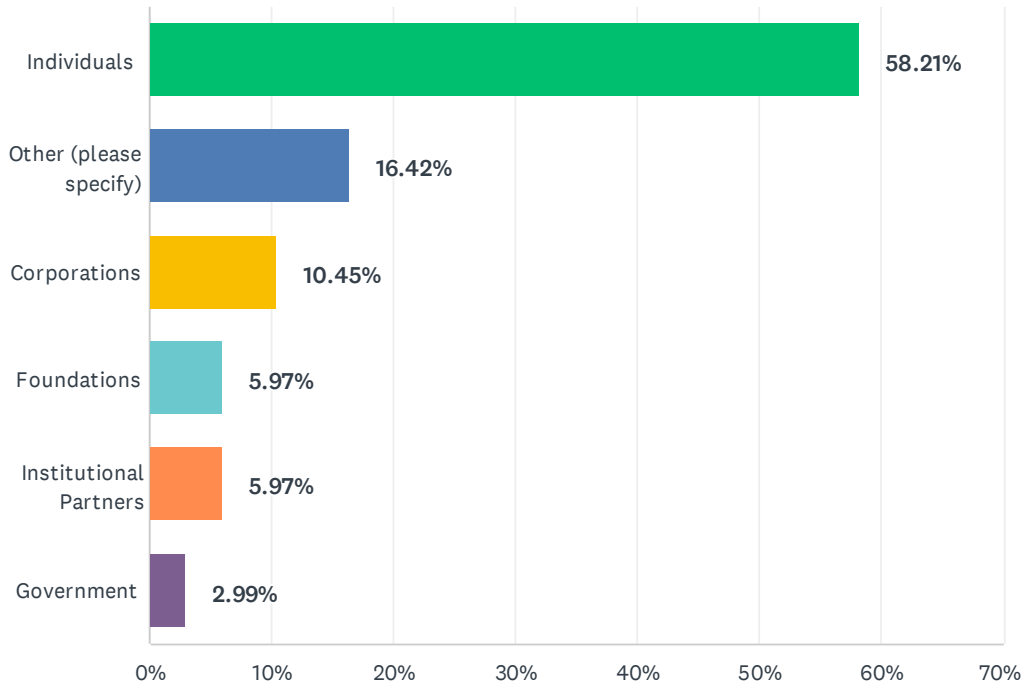
Answered: 67 Skipped: 38



ANSWER CHOICES	RESPONSES	
Individuals	52.24%	35
Other (please specify)	19.40%	13
Corporations	10.45%	7
Government	8.96%	6
Foundations	5.97%	4
Institutional Partners	2.99%	2
<b>TOTAL</b>		<b>67</b>

### Q35 Where does the majority of your in-kind donations come from?

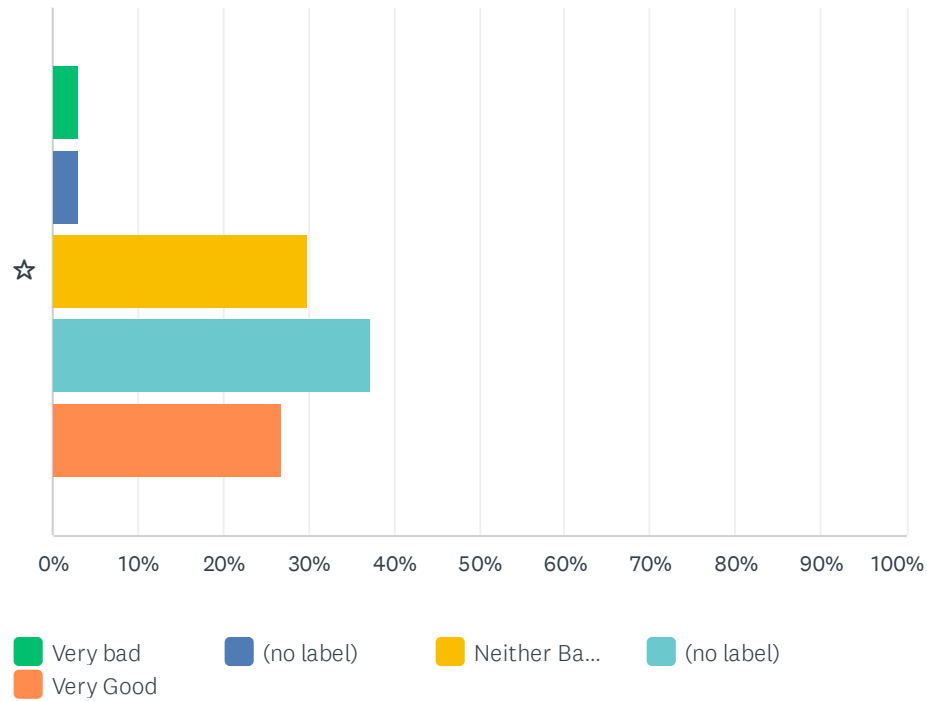
Answered: 67 Skipped: 38



ANSWER CHOICES	RESPONSES	
Individuals	58.21%	39
Other (please specify)	16.42%	11
Corporations	10.45%	7
Foundations	5.97%	4
Institutional Partners	5.97%	4
Government	2.99%	2
<b>TOTAL</b>		<b>67</b>

### Q38 On a scale from 1 to 5, what do you consider to be the prevailing social view of the role played by civil society organisations/non-profit organizations in your country?

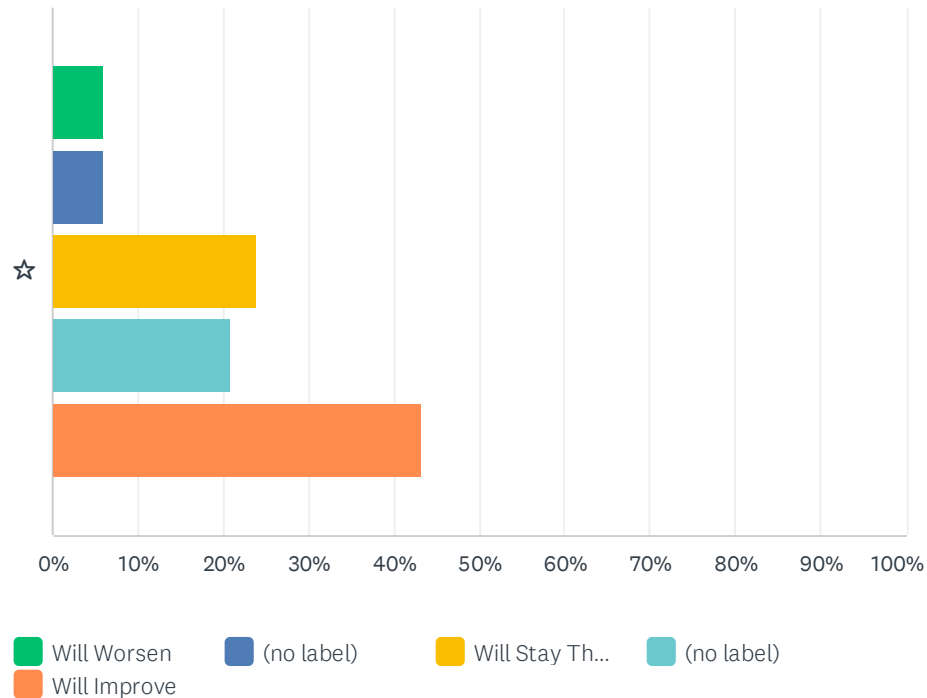
Answered: 67 Skipped: 38



	VERY BAD	(NO LABEL)	NEITHER BAD NOR GOOD	(NO LABEL)	VERY GOOD	TOTAL	WEIGHTED AVERAGE
☆	2.99%	2.99%	29.85%	37.31%	26.87%	67	3.82
	2	2	20	25	18		

Q39 On a scale from 1 to 5, in your opinion, do you estimate that the overall situation of by civil society organisations/non profit organisations in The Bahamas will improve or worsen in the next year (as of July 2022)?

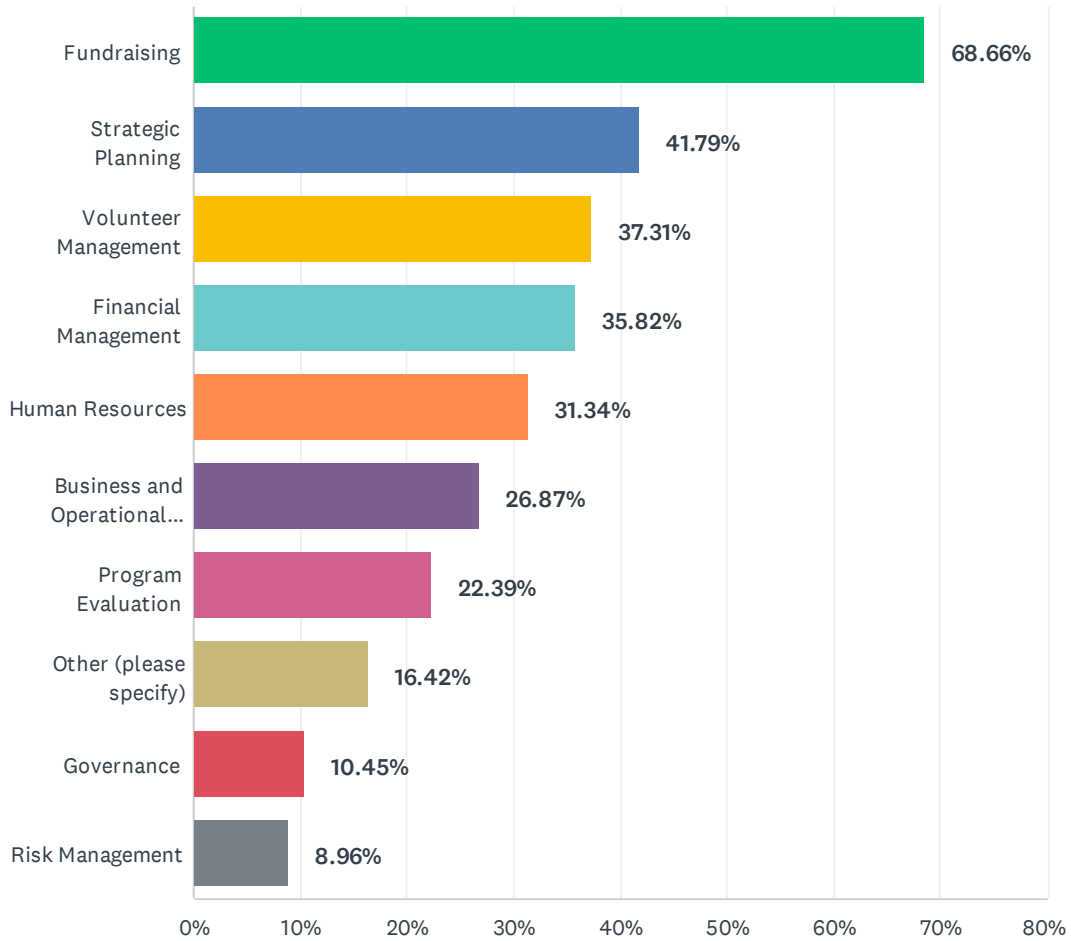
Answered: 67 Skipped: 38



	WILL WORSEN	(NO LABEL)	WILL STAY THE SAME	(NO LABEL)	WILL IMPROVE	TOTAL	WEIGHTED AVERAGE
☆	5.97%	5.97%	23.88%	20.90%	43.28%	67	3.90
	4	4	16	14	29		

## Q40 What are the most important capacity building needs for your organisation. (Please select the top three.)

Answered: 67 Skipped: 38



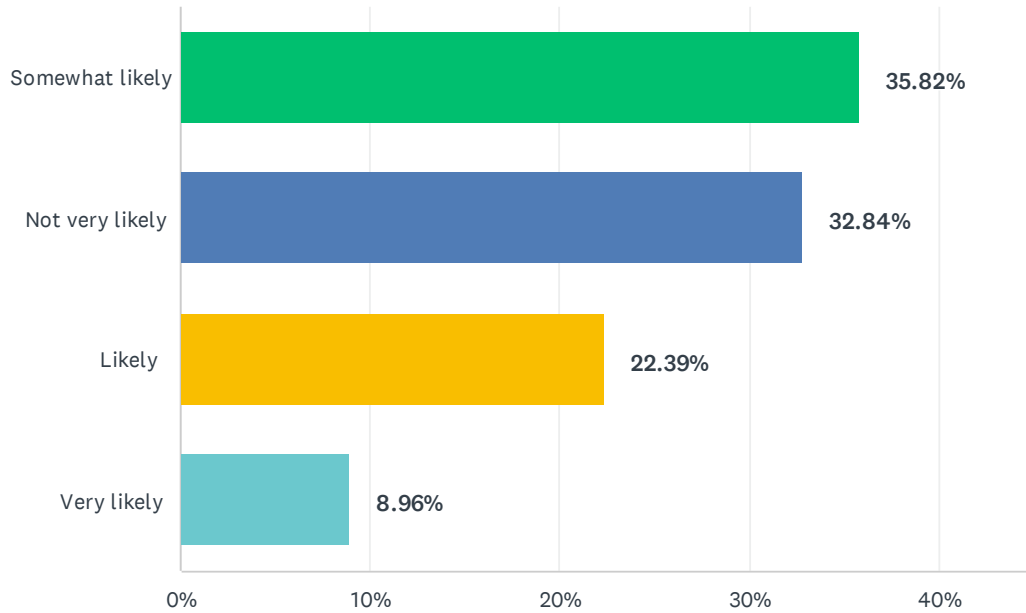


## CSO Mapping 2021 Survey

ANSWER CHOICES	RESPONSES	
Fundraising	68.66%	46
Strategic Planning	41.79%	28
Volunteer Management	37.31%	25
Financial Management	35.82%	24
Human Resources	31.34%	21
Business and Operational Planning	26.87%	18
Program Evaluation	22.39%	15
Other (please specify)	16.42%	11
Governance	10.45%	7
Risk Management	8.96%	6
Total Respondents: 67		

### Q41 If support for these needs was available on a fee basis, how likely would your organisation pay for these these?

Answered: 67 Skipped: 38



ANSWER CHOICES	RESPONSES	
Somewhat likely	35.82%	24
Not very likely	32.84%	22
Likely	22.39%	15
Very likely	8.96%	6
<b>TOTAL</b>		<b>67</b>